

Public Document Pack



NOTICE OF MEETING

Meeting	Children and Families Advisory Panel
Date and Time	Monday 6th June 2022 at 2.00pm
Place	Mitchell Room, Ell Court, The Castle, Winchester
Enquiries to	members.services@hants.gov.uk

Carolyn Williamson FCPFA
Chief Executive
The Castle, Winchester SO23 8UJ

FILMING AND BROADCAST NOTIFICATION

This meeting may be recorded and broadcast live on the County Council's website and available for repeat viewing, it may also be recorded and filmed by the press and public. Filming or recording is only permitted in the meeting room whilst the meeting is taking place so must stop when the meeting is either adjourned or closed. Filming is not permitted elsewhere in the building at any time. Please see the Filming Protocol available on the County Council's website.

AGENDA

1. APOLOGIES FOR ABSENCE

To receive any apologies for absence.

2. DECLARATIONS OF INTEREST

All Members who believe they have a Disclosable Pecuniary Interest in any matter to be considered at the meeting must declare that interest and, having regard to Part 3 Paragraph 1.5 of the County Council's Members' Code of Conduct, leave the meeting while the matter is discussed, save for exercising any right to speak in accordance with Paragraph 1.6 of the Code. Furthermore all Members with a Personal Interest in a matter being considered at the meeting should consider, having regard to Part 5, Paragraph 4 of the Code, whether such interest should be declared, and having regard to Part 5, Paragraph 5 of the Code, consider whether it is appropriate to leave the meeting while the matter is discussed, save for exercising any right to speak in accordance with the Code.

3. MINUTES OF PREVIOUS MEETING (Pages 3 - 6)

To confirm the minutes of the previous meeting.

4. DEPUTATIONS

To receive any deputations notified under Standing Order 12.

5. CHAIRMAN'S ANNOUNCEMENTS

To receive any announcements the Chairman may wish to make.

6. CHILD EXPLOITATION VIDEO PROJECT (Pages 7 - 60)

To receive a presentation from the Director of Children's Services providing an overview of the Child Exploitation Video Project.

ABOUT THIS AGENDA:

On request, this agenda can be provided in alternative versions (such as large print, Braille or audio) and in alternative languages.

ABOUT THIS MEETING:

The press and public are welcome to attend the public sessions of the meeting. If you have any particular requirements, for example if you require wheelchair access, please contact members.services@hants.gov.uk for assistance.

County Councillors attending as appointed members of this Committee or by virtue of Standing Order 18.5; or with the concurrence of the Chairman in connection with their duties as members of the Council or as a local County Councillor qualify for travelling expenses.

Agenda Item 3

AT A MEETING of the Children and Families Advisory Panel of HAMPSHIRE COUNTY COUNCIL held at the castle, Winchester on Tuesday 8th February 2022

Chairman:
p Councillor Arun Mummalaneni

p Councillor Ann Briggs
a Councillor Nick Adams-King
p Councillor Prad Bains
p Councillor Christopher Donnelly

a Councillor Juliet Henderson
p Councillor Wayne Irish
a Councillor Adam Jackman
p Councillor Malcolm Wade

10. APOLOGIES FOR ABSENCE

Apologies were received from Cllr Adams-King, Cllr Jackman & Cllr Henderson. Cllr Pankhurst & Cllr Parker attended as the Conservative deputies.

11. DECLARATIONS OF INTEREST

Members were mindful that where they believed they had a Disclosable Pecuniary Interest in any matter considered at the meeting they must declare that interest at the time of the relevant debate and, having regard to the circumstances described in Part 3, Paragraph 1.5 of the County Council's Members' Code of Conduct, leave the meeting while the matter was discussed, save for exercising any right to speak in accordance with Paragraph 1.6 of the Code. Furthermore Members were mindful that where they believed they had a Personal Interest in a matter being considered at the meeting they considered whether such interest should be declared, and having regard to Part 5, Paragraph 5 of the Code, considered whether it was appropriate to leave the meeting whilst the matter was discussed, save for exercising any right to speak in accordance with the Code.

12. MINUTES OF PREVIOUS MEETING

The minutes of the previous meeting were agreed as a correct record.

13. DEPUTATIONS

No deputations were received.

14. CHAIRMAN'S ANNOUNCEMENTS

The Chairman asked if any members wished to share any recent experiences with visiting Hampshire's Children's Homes.

Cllr Briggs recounted a trip to the Children's Home in Havant, noting the positive environment and that young people who had left regular return to visit for meals etc.

The Chairman encouraged members to arrange a visit.

15. COUNTY LINES AND LOCAL DRUGS NETWORKS

The Panel received a presentation from the Director of Children's Services providing an overview of Children's Services efforts to tackle county lines drug trafficking and its associated issues. This included how a higher emphasis is placed on children at risk of being missing, exploited or trafficked (MET) and the role of the Willow team. The District Operational MET meetings were also included.

The Panel were informed of the numerous long term impacts of children who are exploited in these ways and the interventions used for short term and medium disruption. It is often not easy for Children's Services to access environments they need to however, and so a number of other methods have been used such as Health & Safety or Fire regulations. This has allowed other agencies to access places of concern and report on suspicions.

The Panel noted the considerable resource and effort it takes to get to the dealer at the centre of the trafficking. This is compounded by Hampshire being an importing area due to its transport network, university accommodations and affluence. However it also received details on the recent success in this area including the use of 'Gang Injunctions' in Basingstoke.

In response to questions members found that;

- There have been 369 individuals linked to County Lines drug trafficking in Hampshire.
- This is a national issue but Hampshire is in a strong position with tackling it due to the effective methods of identification.
- Referrals are received from a number of agencies including Health, Schools & parents.
- There have been additional resources provided to the Multiagency Safeguarding Hub specifically for this issue.
- There is not thought to be any links between those targeted for exploitation and any specific societal group. It was noted that children already known to Children's Services are thought to be less likely to become involved due to this being a strong protective factor.
- The National Crime Agency has ultimate responsibility for closing down the County Lines Trafficking.

Resolved: That the Children & Families Advisory Panel note the contents of the presentation on County Lines and Local Drug Networks.

16. ANNUAL PRINCIPAL SOCIAL WORKER REPORT

The Panel received a report from the Director of Children's Services providing an overview of the role and activities of Hampshire's Principal Social Worker. This role was introduced in 2017 and serves to act as a link between frontline social work and senior management to report on their views and experience.

The Panel noted the key objective of this role is to ensure that strategic direction and decision making is informed by the realities of social work practice. There is also an active role in shaping the branch's approach to continuous improvement and service development, including the Hampshire Approach. This role also has the strategic lead for participation, ensuring that strategic priorities are in line with feedback from the children and families that the service work with and for.

The Panel heard how there had been extra focus on staff wellbeing as a result of the pandemic and the various stresses this places on individuals both inside and outside of work. There has also been an ongoing commitment to tackling the structural barriers to equality with the introduction of resilience sessions for newly qualified social workers.

In response to questions members found that;

- There is a robust supervision offer for social workers which cover their case work and the impact on them.
- The greatest challenge for social work continues to be working with families – delivering hard messages in a way which does not damage working relationships. It was also noted that demand continues to increase due to professionals greater awareness of issues and a degree of professional anxiety linked to high profile cases.
- Exit interviews are conducted and the main reasons for moving on are linked to career development and salary.
- The department is aware of social workers with experience in Hampshire spreading the Hampshire methods to other areas.

Resolved: That the Children & Families Advisory Panel is aware of and notes the role and work of the Hampshire Children and Families Principal Social Worker.

17. **ANNUAL INDEPENDENT REVIEWING SERVICE UPDATE**

The Panel received a presentation from the Director of Children's Services providing an the annual report of the Independent Reviewing Service.

The Panel heard how the primary role of an Independent Reviewing Officer (IRO) was to ensure that the care plan for the child fully reflects the child's current needs and that the actions set out in the plan and consistent with the local authority's legal responsibilities towards the child.

The Panel received the detail on the development of the IRO service, including information on caseloads, the profile of the team and how it reflects the identity of the children it is serving.

The Panel noted that 94.1% of Children Looked After Review meetings had been on time compared to 71.8% the previous year and that 98% of children over 4 years of participated in their reviews, an increase from 88.2%. It was noted that these improvements were largely due to the change of working practise required during the pandemic, and the introduction of technological communication.

The Panel received a specific update on the issues identified for development in the previous annual report and the significant progress made against these, alongside the newly recognised areas for development for the year ahead.

Resolved: That the Children & Families Advisory Panel note this report on the work of the Independent Reviewing Service.

18. **JOINT TARGETED AREA INSPECTION FEEDBACK**

The Panel received a presentation from the Director of Children's Services providing an overview of the feedback received following the recent Joint Targeted Area Inspection. This was a multi-agency pilot inspection with representatives of Ofsted, the Care Quality Commission & Her Majesty's Inspectorate of Constabulary, Fire & Rescue Services.

Members heard that the inspectorates spent two days in the Multi Agency Safeguarding Hub (MASH), interviewing and conducting focus groups with social workers, police officers, health professionals, managers and senior leaders. The inspection was case focused and looked at the experience of the child, triangulating case work across the three agencies.

The presentation listed the large number of positive aspects of the MASH the inspection highlighted and the Panel noted the feedback received for the other agencies involved.

Cllr Chadd expressed her thanks to the whole team for their outstanding efforts, noting how positive it was that the Hampshire method was being used elsewhere.

Resolved: That the Children & Families Advisory Panel note the feedback from the Joint Targeted Area Inspection.

Chairman, Children & Families
Advisory Panel

New Video Resource for Child Exploitation

Page 7



Agenda Item 6



Current Training for Schools

- St Giles Trust
- Years 6/7 – Violence Reduction Unit (VRU)
- Year 10 - VRU
- Ad Hoc Willow Training
- PSHE

Page 9



Hampshire Willow Team & Strong Island Media have produced a series of films and resource packs to support teaching about Child Exploitation.

The Offer

- Funded by OPCC & Hampshire VRU and directed through Willow Team & Strong Island Media
- 5 Videos lasting 5/6 minutes on exploitation and grooming scenarios

Page 10

An overarching scenario but also stand-alone

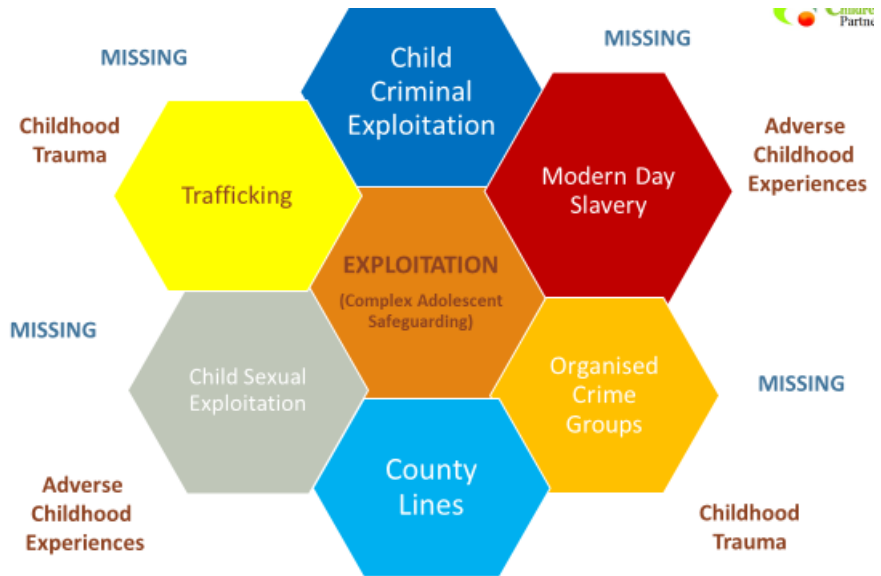
- A free resource to all schools
- Simple and generic exploitation topics aimed at Key Stage 3, flexible enough to be used in non-school settings and individual work

Topics Covered

- Push & Pull Factors
- Reality Vs Consequences
- Healthy & Unhealthy Relationships

Page 11

- Drug Issues
- Power & Control
- Grooming Lines



Making Safer Choices

Film Links

FILM 1 - DO I HAVE A CHOICE?

WATCH: <https://youtu.be/zmwQ2i4V2Us>

FILM 2 - WHAT DO I REALLY WANT?

WATCH: <https://youtu.be/0q97SYyh6pgg>

FILM 3 - WHERE DO I GO NEXT?

WATCH: <https://youtu.be/o7UUZ5KsAyg>

FILM 4 - WHAT IS GOING TO HAPPEN TO ME?

WATCH: <https://youtu.be/yoKXklCdnsE>

FILM 5 - WHAT'S NEXT?

WATCH: <https://youtu.be/l6zAiTakVyc>

Example Resources

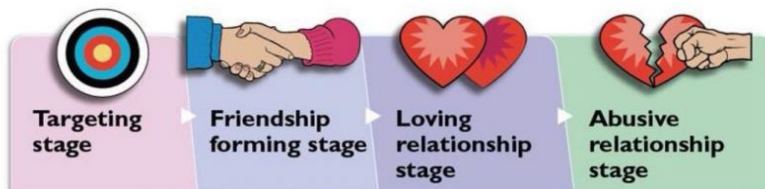
ACTIVITY 1- PUSH FACTORS

The below factors can be cut into statement cards and young people encouraged to identify different push/pull factors.

Neglect: Not Feeling/Being Cared For	Arguing With Family At Home	Unhappy With Care Placement	Aims Unsuitable Home Environment	Substance Misuse Within The Home
Issues At School	Mental Health Parents Or Own	Being Bullied	Getting Into Trouble	Feeling Lonely
No One Checking How You Are Or Checking Where You Are	Parents/Carers Fighting	Needs Of Siblings Taking Over	Experiencing A Lot Of Moves Or Placements	Lots Of Unknown Visitors Coming In And Out Of The Home

Page 13

The Grooming Line

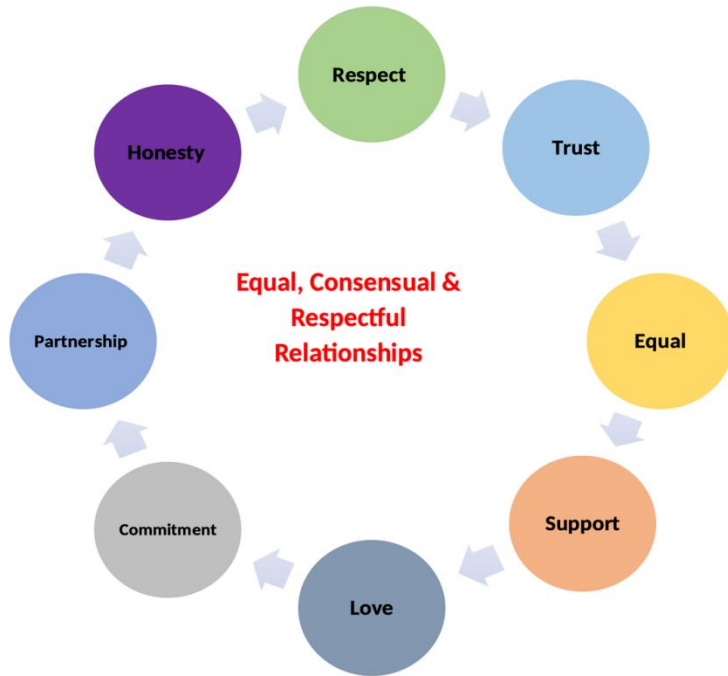


Exploitative relationships are complex and parallel experiences of victims of domestic abuse

Example Resources

ACTIVITY 3 - WHEEL OF EQUAL CONSENSUAL AND RESPECTFUL RELATIONSHIPS


Page 14



ACTIVITY 3 - STAY SAFE ACTIVITY

Think about the 2 points in video below and use the speech/thought bubbles to think about what David could have said or done in this situation to stay safe.

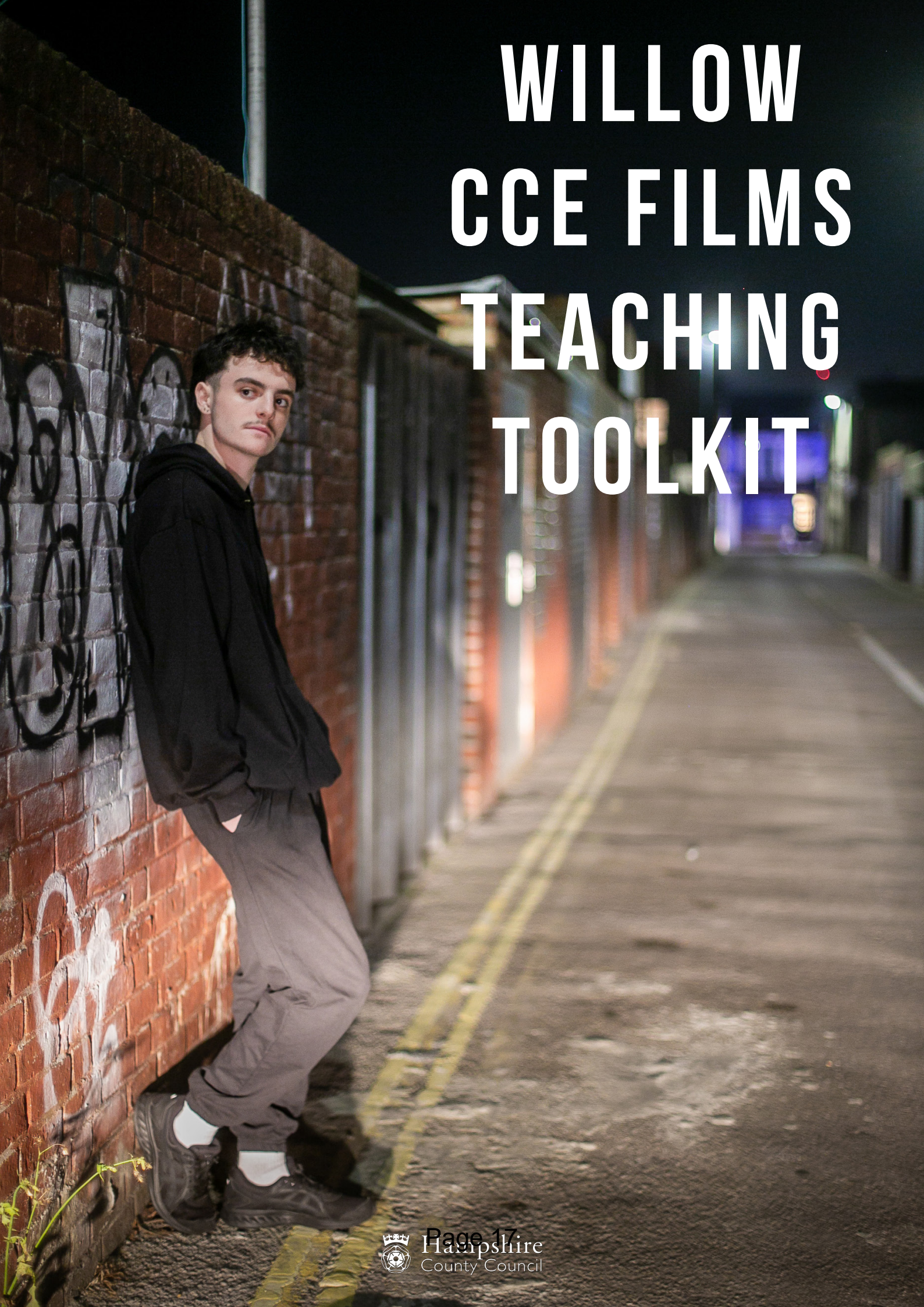
When Callum asked if David would you like to earn some money.





This page is intentionally left blank

WILLOW CCE FILMS TEACHING TOOLKIT



Hampshire Willow Team & Strong Island Media have produced this pack to support learning around the five films included.

The Willow Team are a multi agency specialist safeguarding team in Hampshire Children's Services supporting and preventing victims of child exploitation. The project itself is a joint collaboration working with the OPCC (Office of Police & Crime Commissioner) and the Hampshire VRU (Violence Reduction Unit) on behalf of the wider strategic child exploitation partnership covering Hampshire, Isle of Wight, Portsmouth and Southampton Councils for them to use as educational videos across all authorities with young people.

These videos can form standalone sessions but for best use should be watched in order and completed fully. There is a range of alternative activities to support the learning.

Each video is approximately 6 mins long and can be used as a stand alone teaching aid but they do all join and tell a full story about the dangers of being groomed and exploited into CCE (Child Criminal Exploitation). The videos and toolkit are designed to enable pupils to develop or enhance their academic and practical skills around the risk using PowerPoint and discussion as key learning themes.

Some of the activities may not be appropriate for all children within a particular cohort and although all care has been taken to ensure the activities are accessible to all year groups, adaptation by someone who knows the individual capabilities of the cohort is advisable. It is also worthwhile considering that some of the children taking part in this may well be already involved in exploitation and so have very real lived experiences and this can cause additional upset and emotional distress.

If you need any further help or assistance, please do not hesitate to contact a member of the Willow Team. Email: Willow.team@hants.gov.uk



GENERIC LEARNING OUTCOMES

KEY SKILLS/SKILLS FOR LIFE

Analysing information and building upon existing knowledge.

LEARNING OUTCOMES

By the end of the Toolkit pack pupils will be able to:

- Recognise 'Push & Pull' Factors
- Explain what a Peer Drug Network or County Line is
- Recognise the link between vulnerability and exploitation
- Detail the realities of being caught up in peer drug networks
- Apply the tips to make safer decisions in their own lives
- Dispel common misconceptions about Child Criminal Exploitation
- Distinguish between healthy and unhealthy risks
- Identify situations and strategies to stay safe
- Recognise the role social media and peer pressure plays in glamourisation
- Identify the direction of future aspirations and detail how to achieve them
- Categorise healthy and unhealthy relationships

LINKS TO OTHER TOPICS/SUBJECTS

All activities can be linked to other subjects including personal development, relationships, education, PHSE, drugs awareness, law and society and citizenship.

DIFFERENTIATION ACTIVITY IDEAS

- Make a story board using the film. Include accompanying text and write a short alternate ending, either to the whole film set or individual sequences
- Create a poster detailing the signs of grooming and the tips to stay safe for younger children
Year Groups 7 and 8
- Design a leaflet on the realities and consequences of County Lines or peer drug networks
The leaflet may be used in Youth Clubs
- Write a factsheet for a friend on healthy relationships and safe strangers
- Act out a Drama scene with a positive ending

Each lesson has been designed to be completed in a 40 minute lesson but this may go over dependent on class size and interaction. Teaching staff may wish to really concentrate on one element of the lesson plan, this may really allow pupils to fully learn from the session content.

GLOSSARY OF TERMS USED

CSE – Child Sexual Exploitation – A form of sexual abuse.

CCE – Child Criminal Exploitation – grooming and exploitation of children for criminal gain.

CL – County Lines – A person or group from an urban area crosses to rural/county areas to set up a base to deal, usually heroin and crack cocaine. Violence is used to establish and secure the drug line and to remove competition. Drug lines are underpinned by exploitation of vulnerable people.

Grooming – Grooming is when someone builds a relationship, trust and emotional connection with a child or young person so they can manipulate, exploit and abuse them.

Exploitation – A situation where an individual or group takes advantage of an imbalance of power to coerce, manipulate or deceive. a child or young person under the age of 18.

Trafficking – For children often means the ‘movement’ for the ‘purpose of exploitation’ through threat or coercion for the traffickers gain.

Missing – any child who is not where they are meant to be and so at risk from being harmed and exploited.

Cunch/OT – Slang words for drug dealing linked to County Lines.

‘G’ – Slang for a mate/friend close mates.

Elder – Older peer of gang member who is in control of others or ‘lowers’.

‘P’s’ – Money.

‘Smoke Him’ – to Hurt or kill someone.

Find out more: <https://language-and-innovation.com/2018/04/19/a-drill-dictionary/>

CAST



ALFIE



ALICE



DAVID



CALLUM



DYLAN



JAMIE



JORDAN



MARK



MAX

FILM 1 - DO I HAVE A CHOICE?

WATCH: <https://youtu.be/zmwQ2i4V2Us>

SUBJECT:

Child Criminal Exploitation.

DURATION:

Approx. 40 minutes.

LEVEL:

Key Stage 3.

TOPICS COVERED:

Exploitation, Glamourisation, Healthy Relationships, Making Safe Choices, Push & Pull Factors.

LESSON PLAN:

1. Introduce topic
2. Play Video
3. Discuss what is a push and Pull factor
4. Activity 1 (Push/pull factors)
5. Discuss identified risks for each character
6. Activity 2 (statement cards)
7. Discussion around making safe choices
8. Activity 3 (staying safe)

AIMS OF THE SESSION:

To develop an understanding of the grooming process and how children are recruited into criminal exploitation and associated dangers.

FURTHER EVIDENCE OF LEARNING:

Pupils could produce an activity pack or take their learning to a wider audience. Be able to freely talk about what is a Push or Pull Factor, and identify a risk factor and feel confident around making safer choices.

Discussion Topics	Aims & Outcomes	Remarks
Push & Pull Factors	<p>Pupils are able to describe that push factors are all of the things happening in a child's world which increase their vulnerability to being recruited into exploitation (When things are hard at home, substance use, isolation, bullying, etc).</p> <p>Pupils are able to describe that pull factors are the things perpetrators will use to entice or draw in children. (gifts, "love"/friendship, protection, places to go or stays, drugs/alcohol, sense of belonging etc).</p> <p>Push and pull factors need to be combined and mixed together so pupils can colour code them, push in one colour, pull in another.</p>	
Risk and Dangers	Identify the risks for each character, David, Alfie and Callum.	
Extended Activity Discussion Points	Use the questions to ask the students to think about and explore the ideas of risk, recruitment and hierarchy for David, Alfie and Callum.	
How do you stay safe? (Thought Bubble Activity)	What choices could David have made to have been safer.	

ALTERNATIVE ENDING:

What have I learned from this session?

FILM 1 ACTIVITY SHEETS:

1. Push & Pull Factors/Statement Cards
2. Risk/Dangers Statement Continuum
3. How to Stay Safe Activity/Bubble

FILM 2 - WHAT DO I REALLY WANT?

WATCH: <https://youtu.be/0q97SYyh6pgg>

SUBJECT:

Exploitation and Healthy Relationships.

DURATION:

Approx. 40 minutes.

LEVEL:

Key Stage 3.

TOPICS COVERED:

Peer Drug networks, Grooming and Exploitation, Healthy Relationships.

LESSON PLAN:

1. Introduce Topic
2. Reflect on Session 1 – discussing push and pull factors
3. Play Video
4. Brief discussion with children regarding their pre-existing knowledge of grooming
5. Activity 1 (definitions of grooming)
6. Activity 2 (grooming categories)
7. Discuss what makes a relationship healthy/unhealthy
8. Discuss what safe choices Alice could have made

AIMS OF THE SESSION:

To develop an understanding of healthy and unhealthy relationships and introducing Grooming.

FURTHER EVIDENCE OF LEARNING:

Pupils could produce an activity pack or take their learning to a wider audience.

Discussion Topics	Aims & Outcomes	Remarks
Push & Pull Factors	Pupils are able to build on the previous session and identify Alice's Push and Pull factors.	5 min Group Discussion
Grooming	How would you recognise that you or a friend were being groomed? Activity 1 – Identify from the sheets the 4 stages and definitions Activity 2 – Add the Grooming line statements	
Unhealthy and Healthy Relationships	What makes a relationship healthy or unhealthy? Discuss.	Extended Activity
How Do You Stay Safe?	What safe choices could Alice have made to have been safer?	

ALTERNATIVE ENDING:

What have I learned from this session?

FILM 2 ACTIVITY SHEETS:

1. Push & Pull Factors 5 min reflection on past session.
2. Activity 1 – Identify from the sheets the 4 stages and definitions of Grooming.
Activity 2 – Add the Grooming line statements.
3. Extended Activity – Healthy Relationship Statement Cards.
4. How to Stay Safe Activity/Bubble.

FILM 3 - WHERE DO I GO NEXT?

WATCH: <https://youtu.be/o7UUZ5KsAyg>

SUBJECT:

County Lines.

DURATION:

Approx. 40 minutes.

LEVEL:

Key Stage 3.

TOPICS COVERED:

Peer Drug Networks, County Lines, Grooming, Exploitation, Youth Violence, Drug Awareness.

LESSON PLAN:

1. Introduce Topic
2. Group Discussion reflecting on 4 stages of grooming studied in Session 2
3. Play Video
4. Explain to children the difference between peer drug network and county lines
5. Activity 1 (targeting and grooming)
6. Activity 2 (county lines and peer drug networks)
7. Activity 3 (true or false)
8. Closing discussion

AIMS OF THE SESSION:

To develop an understanding of the realities and consequences of drug networks.

FURTHER EVIDENCE OF LEARNING:

Pupils could produce an activity pack or take their learning to a wider audience.

Discussion Topics	Aims & Outcomes	Remarks
Recap – Stages of Recruitment	Group discussion – 4 stages of grooming, name them and match to the description.	
Drug Networks	Explain the difference between Peer Drug Networks and County Lines.	
Realities & Consequences	True or false – Pupils will be able to recognise the realities of County Lines and start to think about consequences.	
How Do You Stay Safe?	What safe choices could Dylan have made to have been safer? What may have happened if the police went through the train searching for criminal activity?	

ALTERNATIVE ENDING:

What have I learned from this session?

FILM 3 ACTIVITY SHEETS:

1. Matching activity – Matching the stages of recruitment to the 4 stages and definitions of Grooming.
2. Difference table between Peer & County Lines.
3. True and False Realities of County Lines.
4. How to Stay Safe Activity/Bubble.

FILM 4 - WHAT IS GOING TO HAPPEN TO ME?

WATCH: <https://youtu.be/yoKXk1CdnsE>

SUBJECT:

Criminal Exploitation, power and control and 'Elder' chains (Hierarchies).

DURATION:

Approx. 40 minutes.

LEVEL:

Key Stage 3.

TOPICS COVERED:

Peer Drug Networks, County Lines, Grooming, Exploitation, Youth Violence.

LESSON PLAN:

1. Introduce Topic
2. Group Discussion to discuss differences between county lines and peer drug networks – recap
3. Play Video
4. Activity 1 (power and control)
5. Activity 2 (power wheel)
6. Activity 3 (safe & respectful relationship wheel)
7. Discussion on safe adults – who can help

AIMS OF THE SESSION:

To develop an understanding of the realities and consequences of County Lines and youth violence.

FURTHER EVIDENCE OF LEARNING:

Pupils could produce an activity pack or take their learning to a wider audience.

Discussion Topics	Aims & Outcomes	Remarks
Recap – County Lines, Truth & Lies	Group discussion – Discuss and recap the difference between a local and county line drug network.	
Power & Control	Pupils will explore and match the actors from the video to visualise who has power and control and how they get it over others.	
How Do You Stay Safe?	Explore which safe adults could all of the characters have spoken too in this video. 3 safe adults for each character.	

ALTERNATIVE ENDING:

What have I learned from this session?

FILM 4 ACTIVITY SHEETS:

1. Character Picture sheet.
2. Power and Control/Equality Models.

FILM 5 - WHAT'S NEXT?

WATCH: <https://youtu.be/I6zAiTakVyc>

SUBJECT:

What positive support can be found.

DURATION:

Approx. 40 minutes.

LEVEL:

Key Stage 3.

TOPICS COVERED:

Peer Drug Networks, County Lines, positive decision making.

LESSON PLAN:

1. Recap on all previous sessions including push and pull factors, grooming timeline, healthy/unhealthy relationships and power and control.
2. Play video
3. Activity 1 (alternative endings)
4. Discuss what advice you would give to a friend if you were concerned
5. Discuss what you will take away from the 5 sessions (what have you learnt)

AIMS OF THE SESSION:

To consider outcomes, consequences and alternative endings for the characters.

FURTHER EVIDENCE OF LEARNING:

Pupils could produce an activity pack or take their learning to a wider audience.

Discussion Topics	Aims & Outcomes	Remarks
Alternative endings	Use the worksheet to discuss what options David, Alice, Dylan and Callum have and the potential impacts/ consequences.	Think back to the risks and dangerous outcomes from session 1.
How do you stay safe?	What options did Callum & Alfie have, what advice might the support worker have given and what advice would you as a student give to a friend in this situation – Final Discussion.	

ALTERNATIVE ENDING:

What have I learned from this session?

FILM 5 ACTIVITY SHEETS:

1. Worksheet – Alternative endings for David, Alice, Dylan and Callum.

FOLLOW ON WORK

- Any concerns can be raised to the Willow team (willow.team@hants.gov.uk)
- Any intelligence can be shared using the CPI Form (Community Partnership Information Form) at: <https://www.safe4me.co.uk/portfolio/sharing-information/>
- A short list of additional resources:

The Children Society resource packs and toolkits for professionals:

<https://www.childrensociety.org.uk/what-we-do/our-work/tackling-criminal-exploitation-and-county-lines/county-lines-resources>

CEOP has lots of useful videos and resource packs to download:

<https://www.thinkuknow.co.uk/professionals/resources/>

Knife Crime advice and resources Report crime anonymously:

<https://www.fearless.org/>

Bwise2 Sexual Exploitation:

<https://www.barnardos.org.uk/what-we-do/protecting-children/cse>

Resource guide for parents on Social Media use:

<https://www.parentsprotect.co.uk/if-your-child-get-into-trouble-online.htm>

RESOURCE PACK

FILM 1 ACTIVITY SHEETS - DO I HAVE A CHOICE?

In the early stages of the grooming process, we often refer to the various “push and pull” factors that a child might experience which impacts on their vulnerability to exploitation.

Push factors are what might push you away from making safe choices – things you might want to escape from. These vulnerabilities can be used by others to exploit you.

Pull factors are influences/things that can pull a young person into a dangerous/exploitative situation.

ACTIVITY 1- PUSH FACTORS

The below factors can be cut into statement cards and young people encouraged to identify different push/pull factors by colour coding them.

Neglect: Not Feeling/Being Cared For	Arguing With Family At Home	Unhappy With Care Placement	Aims Unsuitable Home Environment	Substance Misuse Within The Home
Issues At School	Mental Health Parents Or Own	Being Bullied	Getting Into Trouble	Feeling Lonely
No One Checking How You Are Or Checking Where You Are	Parents/Carers Fighting	Needs Of Siblings Taking Over	Experiencing A Lot Of Moves Or Placements	Lots Of Unknown Visitors Coming In And Out Of The Home
Not Feeling Loved	Parents Nagging	Sibling Conflict	No Space/Privacy	Feeling Unsafe
Family Disagreements	Experiencing Abuse	Unhappy With Rules	Not Enough Food	

ACTIVITY 1- PULL FACTORS

The below factors can be cut into statement cards and young people encouraged to identify different push/pull factors by colour coding them.

	Money	Parties	Excitement/Risk	Threats/ Intimidation
Wanting To Fit In	Gifts/New Trainers/Clothes Visiting Family	Online Use/Sites	Having Fun	Adrenalin
Sense Of Belonging	Visiting People Others Deem Unsuitable	Access To Drugs/ Alcohol	Exploring New Things	New Relationships
	A Place To Stay			
Feeling Important/ Powerful		Independence - What Seems Like An Exciting Opportunity Without Any Rules Or Boundaries		

ACTIVITY 1- EXTENDED ACTIVITY

Group discussion following on from activity 1 ask the students to think about what push/pull factors they can identify for David? – Some examples for teachers below.

Push	Pull
<p>Family conflict Had a row with mum. Felt she was nagging.</p> <p>Embarrassed when friend mocks family concern.</p> <p>Trouble at school. Not wanting to attend.</p>	<p>Alf texting him saying he needs to speak to him. They have been friends a long time - loyalty.</p> <p>Sense of belonging (Callum saying he looks after his boys).</p> <p>Offers of gifts/ money - Alf bragging he doesn't have to go to school – onto "bigger things" wears new trainers and makes lots of money.</p> <p>Intimidation/ wanting to please.</p>

ACTIVITY 2- STATEMENT CARDS

Look at these statement cards around the risks and dangers of exploitation. Ask the students to think which behaviours may be indicators of exploitation, which are healthy/safe behaviours, and which could potentially be both?

Use these statement cards to have discussion around safe/unsafe choices.

Missing School	Drinking Alcohol With People You Have Just Met Or Don't Know Personally	Doing Your Friend A Favour	Someone Paying For Your Food/ Buying You Nice Things	Injuries Without A Plausible Explanation
Walking Around Late At Night Alone	Drinking Alcohol At A Friends House	Walking Around During The Day Alone	Getting On A Train	Hanging Out With Friends
Going Somewhere New	Staying Out Late With Friends	Giving Someone You Have Just Met Your Number, Instagram Or Snapchat	Going To A House Party Hosted By Someone You Don't Know	Accepting A Lift Home From Someone You Don't Know
Meeting Up With Someone You Know	Meeting Up With Someone You Don't Know	Being Arrested Or Going To Prison		

ACTIVITY 2 - EXTENDED ACTIVITY

Discussion points – encourage students to think about the characters in the video and answer the questions below.

Is Alfie being exploited by Callum?

Teacher's note: Think about how Callum behaves towards Alfie and who has power/control in the situation. Does Alfie look comfortable or like he is making free choices?

Who is targeting David? Alfie or Callum?

Teacher Note: Alfie was being exploited by Callum who then uses Alfie to target David- this is called recruitment. Example when Callum asked Alfie for David's phone number. At this stage as a viewer, we view Callum as the "boss", he is intimidating towards Alfie and holds a perceived position of power. However...could Callum be trapped as well?

Who do you think is at greatest risk Callum, David or Alfie? Are there any similarities in the risks?





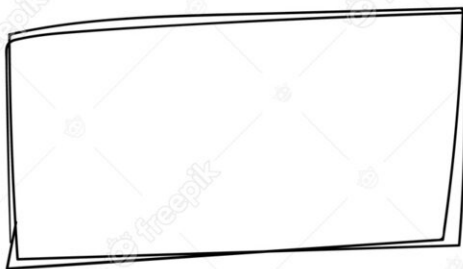
Teacher's note: What we see in this video is that there are risks for all 3 characters', but they are at different points in the exploitation recruitment process and this alters the level of risk for each. The further a person is drawn into exploitation the greater the potential risks may be.

The video highlights the recruitment process to introduce the idea of grooming in criminal exploitation. It also explores the hierarchy within exploitation and how there is often a chain of command with each member potentially 'trapped' or at risk.






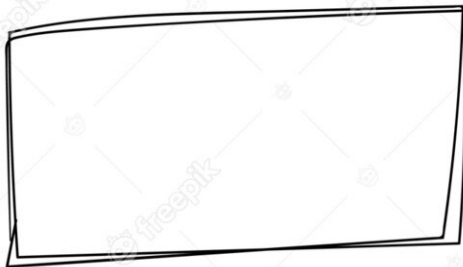
ACTIVITY 3 - STAY SAFE ACTIVITY

Think about the 2 points in video below and use the speech/thought bubbles to think about what David could have said or done in this situation to stay safe.

When Callum asked if David would you like to earn some money.



When David is asked to get into the car by Callum.



FILM 2 ACTIVITY SHEETS - WHAT DO I REALLY WANT?

How would you recognise that you or a friend were being groomed?

ACTIVITY 1 - DEFINITIONS OF GROOMING

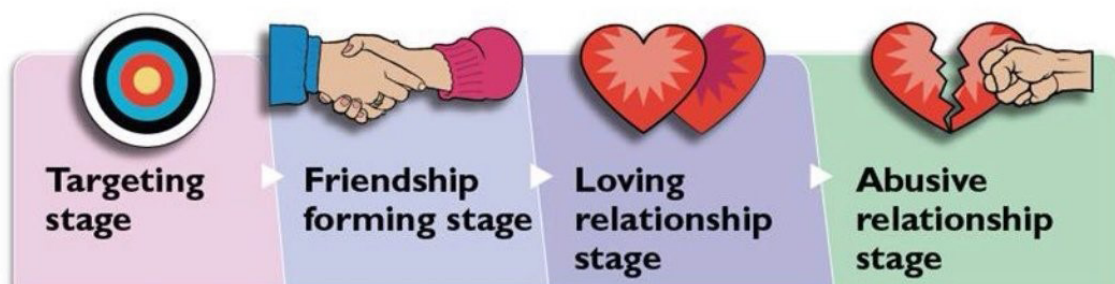
Identify from the sheets the 4 stages and definitions - Cut out the stages and definitions and get students to draw lines to definitions under which stage they feel matches.

<p>Targeting Stage</p>	<p>Friendship Forming Stage</p>	<p>Trusted Relationship Stage</p>	<p>Abusive Relationship Stage</p>
<p>The person will become a more established individual in the child's life where it feels like this is a loving relationship but in reality, they are offering the young person new harmful experiences. For example, through lowering their sexual inhibitions or introducing alcohol and or substances.</p>	<p>When a child is chosen specifically due to their vulnerabilities to meet someone else's needs. A person may do this through befriending and/or being complimentary and caring to the young person.</p>	<p>The child will begin to feel wanted, included, protected, and respected by the person. They may do this by being making them feel special, spending time with them or giving them gifts.</p>	<p>The child may feel dependent on the person and feel there is no easy way out, or easy way to tell a safe adult the worries they now have because they are isolated from family and friends and may feel guilt, shame, or fear. The child may be victim to physical, sexual abuse or criminal exploitation.</p>

Answers:

<p>Targeting Stage:</p> <p>When a child is chosen specifically due to their vulnerabilities to meet someone else's needs. A person may do this through befriending and/or being complimentary and caring to the young person.</p>	<p>Friendship Forming Stage:</p> <p>The child will begin to feel wanted, included, protected and respected by the person. They may do this by being making them feel special, spending time with them or giving them gifts.</p>
<p>Trusted Relationship Stage:</p> <p>The person will become a more established individual in the child's life where it feels like this is a loving relationship but in reality, they are offering the young person new harmful experiences. For example, through lowering their sexual inhibitions or introducing alcohol and or substances.</p>	<p>Abusive Relationship Stage:</p> <p>The child may feel dependent on the person and feel there is no easy way out, or easy way to tell a safe adult the worries they now have because they are isolated from family and friends and may feel guilt, shame or fear. The child may be victim to physical or sexual abuse.</p>

The Grooming Line



Exploitative relationships are complex and parallel experiences of victims of domestic abuse

ACTIVITY 2 - GROOMING LINE STATEMENTS

Cut out the titles and space them out, cut out all the statements and then jumble them up. Ask the pupils to sort the statements under the category they feel this meets whilst considering Alice from the video. The titles and statements may alternatively be written out on sheets of paper, or matched by drawing lines between statements and titles. Children can also add their own statements if they think of any.

TARGETING		
Take an interest in you and gives you compliments	They ask you Personal questions about your life	Shows off their lifestyle to try and impress you
Makes you out to be someone they are impressed with	Looks out for people they can take advantage of	Looks for vulnerabilities to use against you
Uses friends of yours to get to know you		

FRIENDSHIP		
Being made to feel special and safe	Offers you help; like a place to stay, money or food	Gives you praise
Use things they've learned about you to seem familiar	Makes you feel listened to and supported	Shares experiences similar to yours
Spends time with you and gives attention	Makes you feel safe and untouchable because of being with them	

TRUSTED		
Makes you feel like the most important person in their life	Makes promises but lets you down	Encourages new experiences you may not feel comfortable with
Relationship could become sexual	Tries to lower your inhibitions	Wants you to spend time with only them
Buys more expensive gifts		

ABUSIVE		
Feeling confused and doubting what you thought felt like friendship and love earlier	Experiencing threatening behaviour, especially when you feel like you want to say NO or to leave	Feeling fearful of repercussions if you say NO
Feeling like you owe them something they want in return for everything they have done for/given you	Threats to family	Physical Harm
Shouting and Swearing	Threats with Weapons	Them threatening to harm themselves

FILM 3 ACTIVITY SHEETS - WHERE DO I GO NEXT?

ACTIVITY 1 - TARGETING AND GROOMING ACTIVITY

Cut out the different boxes and ask the students to match the stages of the grooming line from last session to the stages of recruitment of child criminal exploitation (CCE).

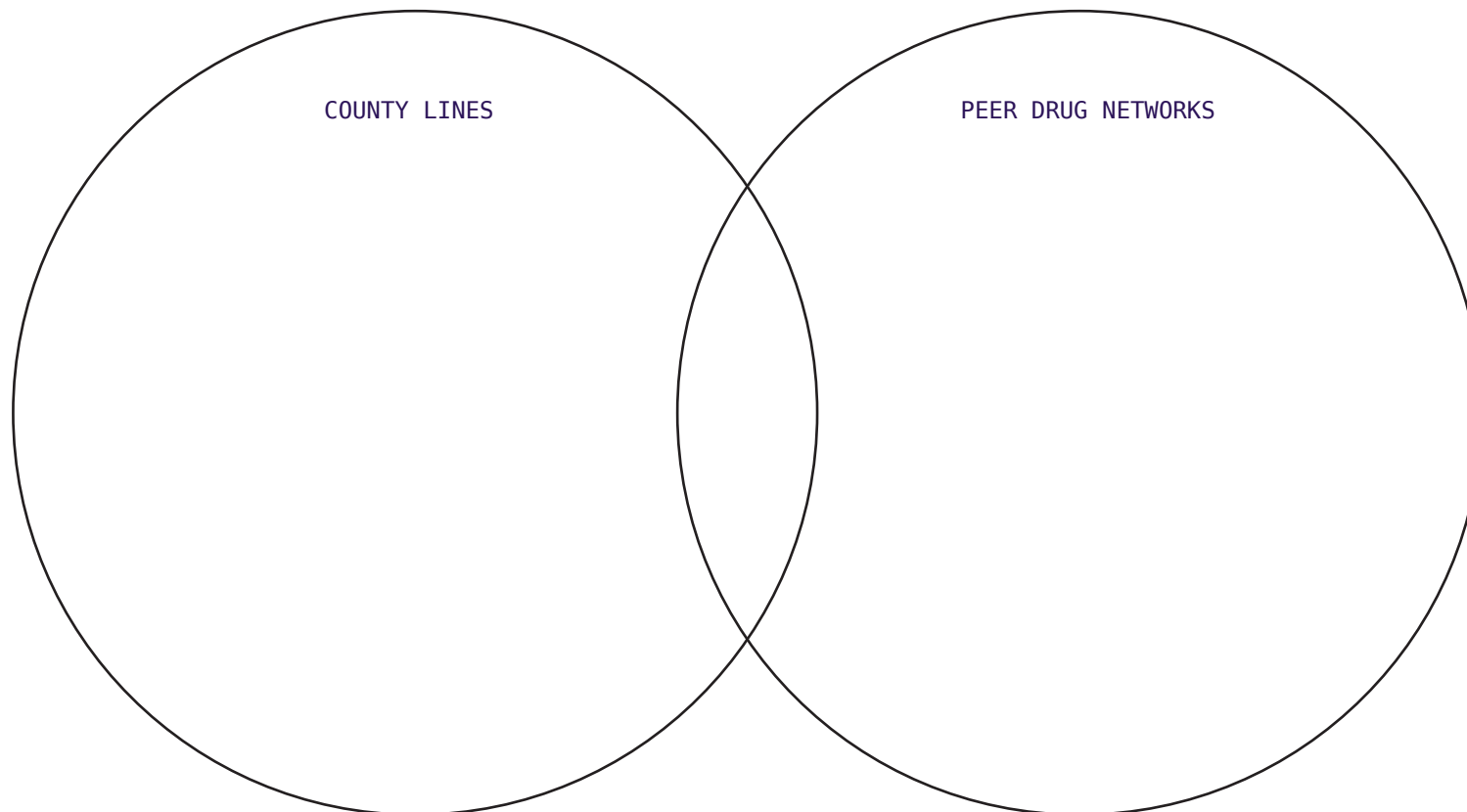
<p style="text-align: center;">Targeting Stage</p> <p>When a child is chosen specifically due to their vulnerabilities to meet someone else's needs. A person may do this through befriending and/or being complimentary and caring to the young person.</p>	<p style="text-align: center;">Friendship Forming Stage</p> <p>The child will begin to feel wanted, included, protected and respected by the person. They may do this by being making them feel special, spending time with them or giving them gifts.</p>	<p style="text-align: center;">Loving Relationship Stage</p> <p>The person will become a more established individual in the child's life where it feels like this is a loving relationship but in reality, they are offering the young person new harmful experiences. For example, through lowering their sexual inhibitions or introducing alcohol and or substances.</p>	<p style="text-align: center;">Abusive Stage</p> <p>The child may feel dependent on the person and feel there is no easy way out, or easy way to tell a safe adult the worries they now have because they are isolated from family and friends and may feel guilt, shame or fear. The child may be victim to physical or sexual abuse.</p>
<p style="text-align: center;">Targeting Stage</p> <p>This is when someone targets a child specifically to do something risky/illegal reducing their own chances of getting caught. Exploiters may pick their targets based on vulnerabilities like age, status, isolation or situation.</p>	<p style="text-align: center;">Experience Stage</p> <p>This is where a person will give a child an insight into a lifestyle where they may feel wanted, included, protected and respected by that person/people.</p>	<p style="text-align: center;">Hooked Stage</p> <p>WThis is the stage where the child may feel proud to be included into the gang and starts to base their lifestyle & identity around the person and/or the gang that are exploiting them.</p>	<p style="text-align: center;">Trapped Stage</p> <p>Now a child feels like there is no easy way out, or easy way to tell a safe adult the worries they have about the person and/or gang. Their relationship with them may start to become unpleasant, as their true intents are revealed.</p>

ACTIVITY 2 - COUNTY LINES/PEER DRUG NETWORKS

County Lines: A person or group from an urban area crosses to rural/county areas to set up a base to deal, usually heroin and crack cocaine. Violence is used to establish and secure the drug line and to remove competition. Drug lines are underpinned by exploitation of vulnerable people.

Peer Drug Networks: Criminal exploitation 'involves exploitative situations, contexts and relationships where young people (or a third person or persons) receive "something" (eg food, accommodation, drugs, affection, gifts, money) as a result of them completing a task on behalf of another individual or group of individuals; this is often of a criminal nature'. Examples are bike thefts - shop lifting - ASB - threats to harm others - money laundering - drug dealing

Looking at these definitions, place the cards below in to the relevant circles. If you feel they are relevant to both, place in the middle section. Use the blank squares to come up with some of your own ideas.



Phone Lines Between Cities And Rural Areas	Elders Based In Big Cities	Crack/Heroin	Trap Houses	Train Lines
Burglaries/ Thefts	Cannabis Dealing	Stealing Bikes To Sell For Profit	Weapons	Going Ot
Shop Lifting	Organised Fights	Burner Phones	Violence	Money
Status	Missing Episodes	Peer On Peer Violence	Missing School	New Clothes
Anti-Social Behaviour (Asb)	Drug Debts			

ACTIVITY 2 - REALITIES OF COUNTY LINES

County Lines is when someone moves drugs to rural areas outside of big cities like London or Birmingham.

TRUE OR FALSE

There is no risk in “Going Country” if you are smart about it.

TRUE OR FALSE

You can make loads of money from dealing Class A’s like crack cocaine and heroin.

TRUE OR FALSE

‘Trap houses’ are places where you can chill or party without parents nagging you.

TRUE OR FALSE

If police seize money or drugs the elders will understand.

TRUE OR FALSE

It is ok to carry a knife if it is only used for self-defence.

TRUE OR FALSE

County Lines always involves trains.

TRUE OR FALSE

FILM 4 ACTIVITY SHEETS - WHAT IS GOING TO HAPPEN TO ME?

ACTIVITY 1 - CHARACTER PICTURE SHEET

- 1) Arrange the pictures to show who has power and control over who.
- 2) Draw lines or arrows to show the relationships.
- 3) Next to the picture describe:
 - Why they have power?
 - How they keep the power?
- 4) Focus on the less powerful people and add notes about:
 - Why they can't challenge.
 - How they may be feeling.
- 5) Share group ideas and why people think differently.



ALFIE



ALICE



DAVID



CALLUM



DYLAN



JAMIE



JORDAN



MARK



MAX



ALFIE



ALICE



DAVID



CALLUM



DYLAN



JAMIE



JORDAN

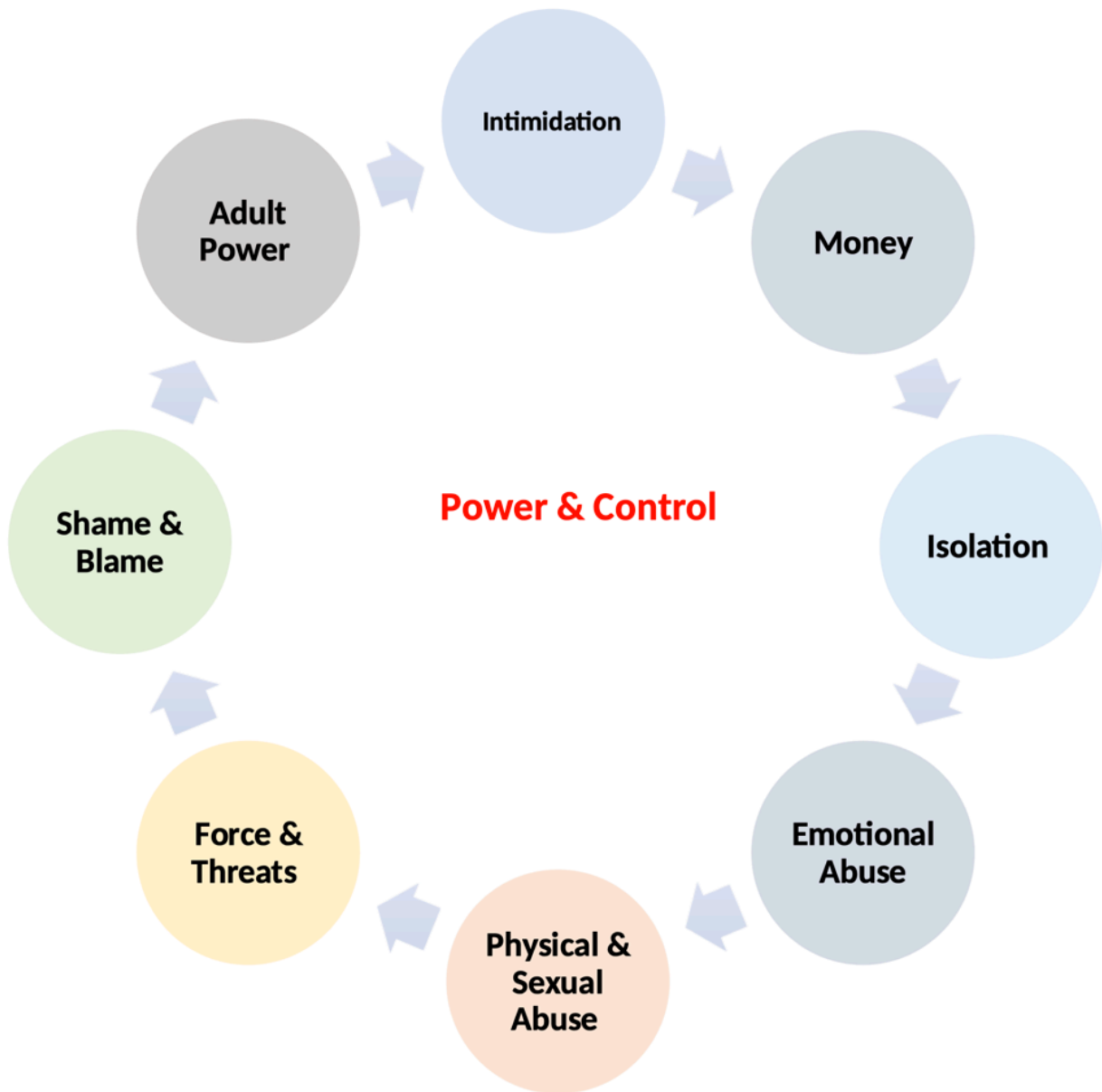


MARK



MAX

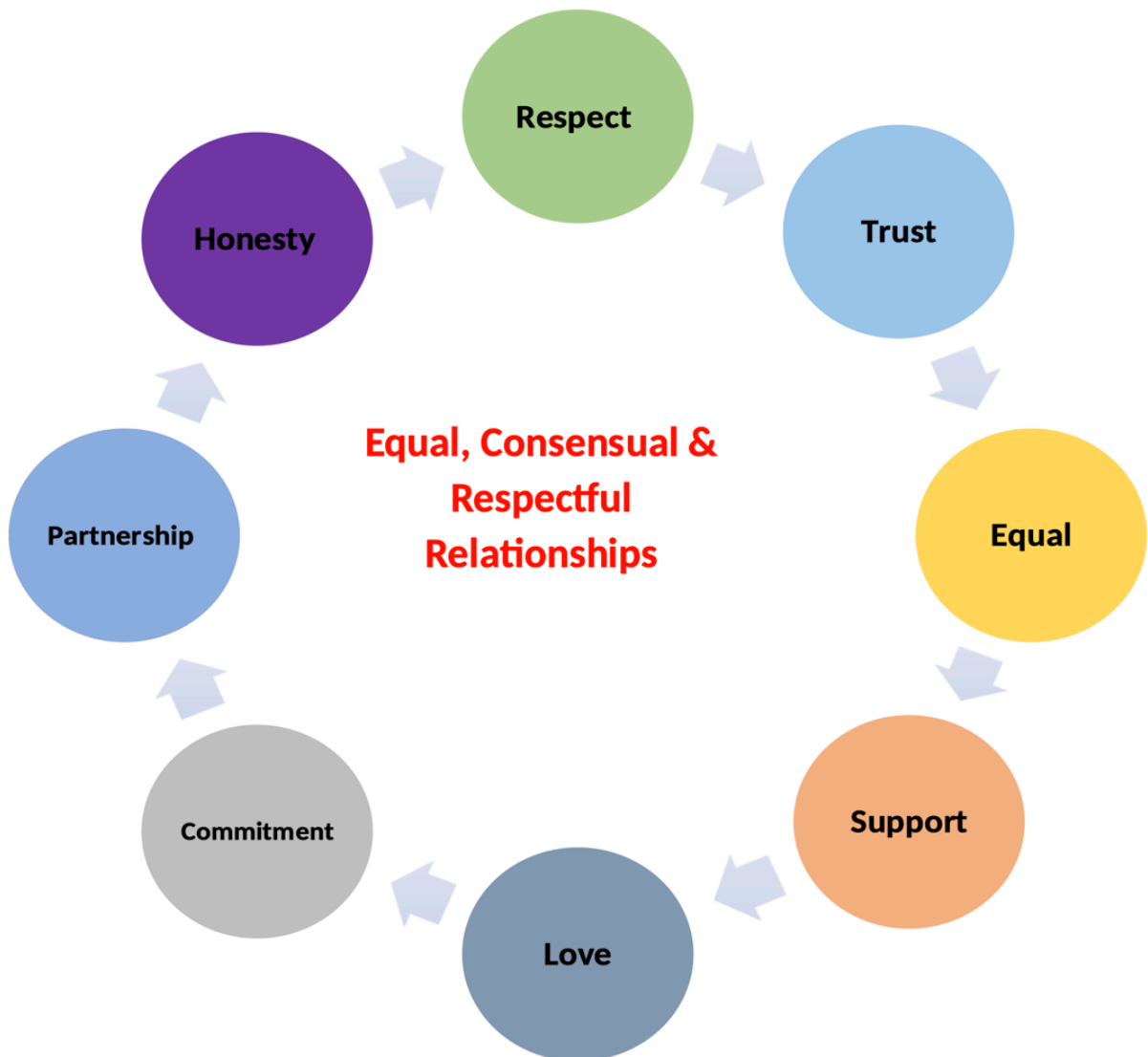
ACTIVITY 2 - WHEEL OF POWER AND CONTROL



Adult Power	<ul style="list-style-type: none"> • Makes all the decisions • Acts like the Boss • Says who does what • Takes advantage • Denies your rights 	Emotional Abuse	<ul style="list-style-type: none"> • Puts you down • Makes you feel bad • Calls you names • Pretends they care • Shouts, swears & makes you upset
Intimidation	<ul style="list-style-type: none"> • Makes you scared • Destroys things you love • Uses Weapons • Is unpredictable 	Physical & Sexual Abuse	<ul style="list-style-type: none"> • Slaps, Kicks, Burns • Cuts, Punches, Chokes • Forces sex
Money	<ul style="list-style-type: none"> • Stops you getting a job • Makes you beg for money • Makes you in debt 	Force & Threats	<ul style="list-style-type: none"> • Makes you commit crime • Threatens to hurt you • Threatens to harm themselves • Stops you having fun
Isolation	<ul style="list-style-type: none"> • Is jealous & Possessive • Controls what you do • Controls who you talk to • Controls what you wear 	Shame & Blame	<ul style="list-style-type: none"> • Lies to you • Says its your fault • Makes you feel guilty • Tell you all you do is rubbish

The activity for the Power and Control wheel is to explore which abusive behaviours pupils can come up with to explain the mechanisms for an unhealthy and abusive relationship.

ACTIVITY 3 - WHEEL OF EQUAL CONSENSUAL AND RESPECTFUL RELATIONSHIPS



<p>Respect</p>	<ul style="list-style-type: none"> • Values what you say • Proud of you • Understands you • Listens to your feelings • Not judging you 	<p>Trust</p>	<ul style="list-style-type: none"> • Is there for you • Does what they say they will • Makes you feel safe & secure • Shares their thoughts & Feelings
<p>Equal</p>	<ul style="list-style-type: none"> • Is fair • Knows your power • Respects your friends • Makes the relationship a 'Win - Win' 	<p>Commitment</p>	<ul style="list-style-type: none"> • Negotiates fairly • Makes joint plans and agreements • Makes promises and keeps to them • Tries to make it work when it is not easy
<p>Support</p>	<ul style="list-style-type: none"> • Encourages you • Gives you advice • Supports your goals • Establishes good boundaries 	<p>Partnership</p>	<ul style="list-style-type: none"> • Accepts responsibility • Discusses options & Choices • Compromises • Respects your rights
<p>Love</p>	<ul style="list-style-type: none"> • Shows affection • Gives comfort • No pressure • Considers your likes & dislikes 	<p>Honesty</p>	<ul style="list-style-type: none"> • Talks openly & Trustfully • Tells you how they feel • Admits when they get it wrong • Shares their views • Is honest

The activity for the Equality Wheel is to explore which behaviours pupils can come up with to understand the mechanism for a positive and healthy relationship.

FILM 5 ACTIVITY SHEETS - WHAT'S NEXT?

ACTIVITY 1 - ALTERNATIVE ENDINGS - DAVID



Should David get in the car?

YES

What might happen next?

NO

What might happen next?

ACTIVITY 1 - ALTERNATIVE ENDINGS - ALICE



Should Alice look after the bag?

YES

What might happen next?

NO

What might happen next?

ACTIVITY 1 - ALTERNATIVE ENDINGS - DYLAN



Should Dylan get on the train?

YES

What might happen next?

NO

What might happen next?

ACTIVITY 1 - ALTERNATIVE ENDINGS - CALLUM



Should Callum use the weapon?

YES

What might happen next?

NO

What might happen next?

TEACHER ANSWERS TO SCENARIO 1 - DAVID

Should David get in the car?

YES

What might happen next?

David may be recruited into drug running/dealing

David may be missing

David may be forced/coerced into criminal activity which could include violence to others

David may get into drug debt/debt bondage

David may be physically harmed

NO

What might happen next?

David could speak to a safe adult about risk/concerns for Alfie

David may not be targeted again by those involved

Realise he should go to school

Potential risks:

David may experience threats from elders

Alfie may be at heightened risk if David does not get into the car

TEACHER ANSWERS TO SCENARIO 2 - ALICE

Should Alice look after the bag?

YES

What might happen next?

Alice may get in trouble with police

Alice may be set up/robbed and placed into drug debt

Alice may be asked to do it again and feel trapped

Alice could be physically harmed

Alice may feel she can't return home to her family

NO

What might happen next?

Alice could leave the flat and return home

Alice could speak to a safe adult about what she was asked to do/ alternative safe places to stay etc

Alice could end contact with Jamie

Potential risks:

Jamie may threaten her

Alice may feel she has nowhere else to go/stay

TEACHER ANSWERS TO SCENARIO 3 - DYLAN

Should Dylan get on the train?

YES

What might happen next?

Dylan may be recruited into drug running/dealing and may find himself in drug debt/debt bondage

Dylan may be missing or feel he can't return home

Dylan may be forced to stay in a trap house – risk from opposition dealers, drug users, poor and unsafe conditions, lack of sleep and basic care

Dylan may be arrested and found in possession of drugs/weapons/money-criminal record.

Dylan may be physically harmed or harm others

NO

What might happen next?

Dylan could speak to a safe adult (police, teacher, professional) and ask for help

Dylan could return home
Dylan could speak to his social worker about his experiences

Potential risks:

Dylan may find himself in drug debt if the bag is stolen/lost/handed to police

TEACHER ANSWERS TO SCENARIO 4 - CALLUM

Should Callum use the weapon?

YES

What might happen next?

Callum may seriously physically harm someone

Callum may be physically harmed

Callum may get arrested, end up with a criminal record and even be sentenced to time in prison/YOI

Retaliation from rival gangs

Teachers note: Ensure you challenge perceptions that Callum may gain power/status/respect from using the weapon.

NO

What might happen next?

Callum could speak to a safe adult and ask for help

Callum could turn the weapon over to police

Callum could distance himself from the gang

Callum could feel able to make his own choices and feel safe

Callum could be found safe accommodation

Potential risks:

Retaliation from gang

